

LIWA

The simple lightweight steel panel formwork with the cleverly-devised corner panel

Product Brochure



Content

LIWA system advantages		System overview	
2	The simple lightweight steel panel formwork with the cleverly devised corner panel	10	LIWA at a glance
4	Very few different components		Standard applications and execution details
6	Simple design	12	Panel connections, formwork alignment
7	Can also be used without a crane	14	Stopend formwork, transport aids, working and concreting scaffolds
8	Ingenious system for corners, wall connections and T-junctions		

Edition 09 | 2016

Publisher

PERI GmbH
Formwork Scaffolding Engineering
Rudolf-Diesel-Strasse 19
89264 Weissenhorn
Germany
Tel. +49 (0)7309.950-0
Fax +49 (0)7309.951-0
info@peri.com
www.peri.com

Components

16 LIWA components

Important notes

All current laws, guidelines and safety regulations must be observed in those countries where our products are used.

The photos shown in this brochure feature construction sites in progress. For this reason, safety and anchor details in particular cannot always be considered as conclusive or final. These are subject to the risk assessment carried out by the contractor.

In addition, computer graphics are used which are to be understood as system representations. For ensuring a better understanding, these and the detailed illustrations shown have been partially

reduced to show certain aspects. The safety installations which have possibly not been shown in these detailed descriptions must nevertheless be available. The systems or items shown might not be available in every country.

Safety instructions and load specifications are to be strictly observed at all times. Separate structural calculations are required for any deviations from the standard design data.

The information contained herein is subject to technical changes in the interests of progress. Errors and typographical mistakes reserved.

LIWA

The simple lightweight steel panel formwork with the cleverly-devised corner panel

LIWA is the lightest PERI steel panel formwork and deliberately dispensed with more elaborate equipment features in favour of lower investment costs. LIWA has only a minimum of different panel elements. In addition, the perforated strip allows each panel to be used as a multi-purpose panel. This means that corners and columns can also be formed without requiring any special panels. LIWA is a market-oriented solution if, for example, users are working with system formwork for the first time.

LIWA's standard configuration is used for wall thicknesses from 15 cm to 40 cm. The system is designed for a fresh concrete pressure of 50 kN/m² according to DIN 18218 (evenness: line 6 in accordance with DIN 18202). The perforated strip with all standard panels increases the system's range of applications as, through this, the panels can also be used, among other things, for beams, foundations and columns. This simultaneously optimizes work preparation and storage of materials.

Through the construction with a flat steel frame, LIWA has a very small overall height of 10 cm. Among other things, this has a positive effect regarding transport volumes.

For panel connections, there are different system components available. The easy to handle Wedge Clamp is used for standard panel connections whilst the Wedge Clamp Compensation allows compensations up to 5 cm thick. For higher requirements, the LRS Alignment Coupler ensures flush and even connections.



Very few different components

Only 4 panel widths, and each standard panel is simultaneously a multi-purpose panel

Simple design

With powder-coated flat steel frames, a minimum of formwork guidelines and simple connecting means

Can also be used without a crane

Can be installed by hand – also the 75 Panel

Cleverly-devised system for corners, wall connections and T-junctions

Geometrical adjustments with very few components



Very few different components

Each standard panel is simultaneously a multi-purpose panel

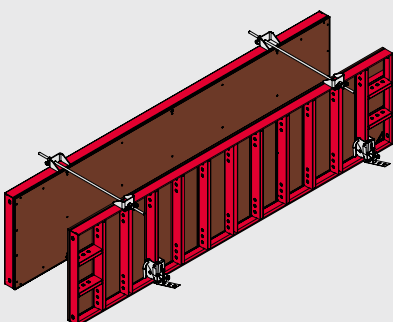
All LIWA panels are fitted with an end-to-end perforated strip. As a result, each panel can also be used for columns as well as corner panels. Thus, the LIWA system contains a very small number of panelised components.

Fewer system components means not only less investment costs. Rather, a smaller number of individual components in day-to-day activities brings numerous advantages. Then, from work preparation and logistics through to handling on the construction site, workloads are reduced thus saving on costs.

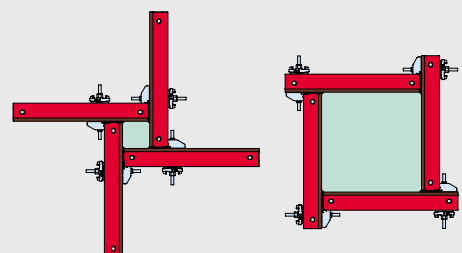
With LIWA, each anchor strut has an end-to-end perforated strip with 5 cm spacings between the anchor holes. Each standard panel can therefore also be used for foundations, parapets, beams and columns. A Multi Panel with a 75 cm width complements the range of LIWA panelised elements.



LIWA panels can also be used horizontally for the construction of foundations. Instead of a bottom row of ties, the Foundation Tie Clamp and Perforated Foundation Tie are used. At the top, panels are held in position with the top tie bracket and tie rod. The Brace Connector-2 can be mounted on the horizontally-positioned panels.



With the Multi Panel LWM 75, column cross-sections from 15 cm up to 55 cm can be formed in 5 cm increments. The panels are assembled by means of corner connectors.



An overview of the LIWA range of panels shows the reduced number of individual panels: with only four panel widths and one multi-purpose panel, LIWA provides the appropriate programme for standard heights up to 3.00 m. The standard configuration provides extensions up to 3.85 m using horizontal panels. The corner panel can be used very flexibly in straight wall sections, internal corners and T-junctions.

		Width [cm]					
		75	60	50	40	LWM 75	Comer 25
Height [cm]	300						
	250						
	150						
	75						

Simple design

With powder-coated flat steel frames, a minimum of formwork guidelines and simple connecting means

LIWA deliberately dispenses with elaborate designs and equipment in favour of cost-effectiveness – however, not at the expense of application diversity or quality.

With a small range of different panels, fewer formwork guidelines and easy to mount couplers, LIWA is very simple to plan and use. Apart from the panels and corner panels, any additional components are kept to an absolute minimum. This simplifies work preparation as well as numerous other work procedures on the jobsite.

As a result, LIWA is suitable, among other things, for those users who are working with steel system formwork for the first time.



The details clearly show the uncomplicated design of the components: the narrow flat steel frame is connected using a simple Wedge Clamp.



The simply designed Brace Connector can be mounted to vertical LIWA panels. For aligning horizontally-positioned panels, e.g. with foundations, the Brace Connector2 is used.

Can also be used without a crane

Can be installed by hand – also the 75 Panel

Due to the construction using a flat steel frame, the weight of the LIWA panels is substantially lower than with other standard panel formwork with welded hollow profiles. Therefore, LIWA can be erected by hand.

If there is no crane capacity on the job-site or crane operation times have to be reduced, LIWA can also be installed manually. For lifting the formwork, the LIWA Lifting Pin is used which is simply attached to the connection holes on the panels.



The Lifting Pin can also be used to perfectly align the LIWA panels: it is simply mounted in the connection holes on the panels after which timbers are inserted.

Cleverly-devised system for corners, wall connections and T-junctions

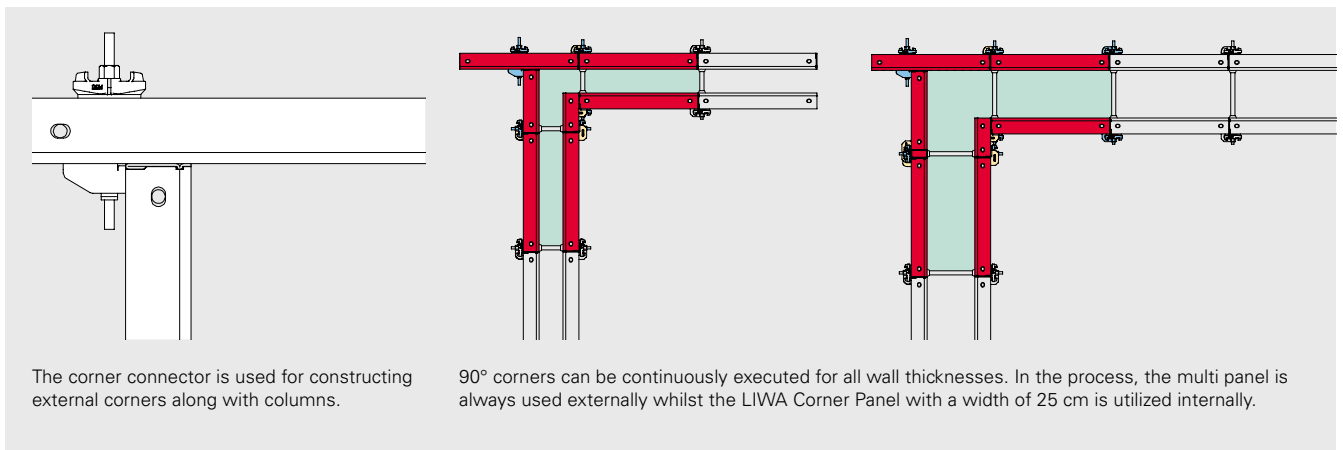
Geometrical adjustments with very few components

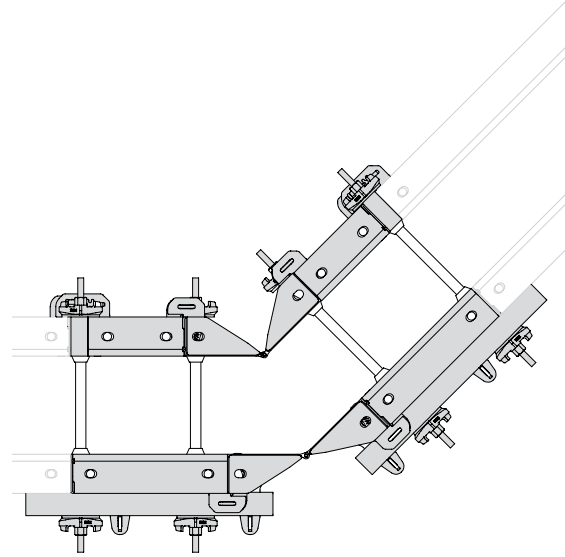
All required adjustments for right-angled and obtuse corners, T-junctions as well as obtuse wall connections can be realized with very few system components.

The ingenious corner panel with a width of 25 cm makes an important contribution for reducing the number of system components. The corner panel is used on internal formwork for 90° corners as well as T-junctions. Wall offsets can also be constructed with the corner panel without requiring any conventional solutions using timbers.

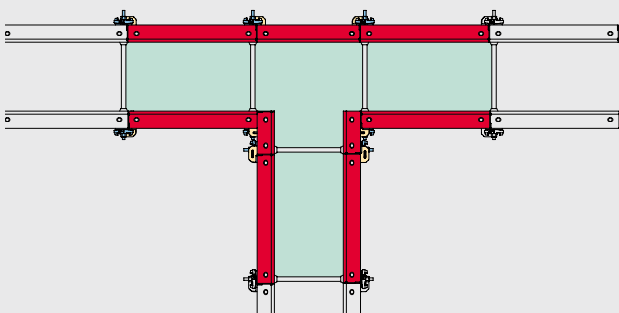
The Multi Panel is used as external formwork for realizing 90° corners and no special corner panels are required in this case.

With only a minimum of system components, all geometrical adjustment requirements such as right-angled and obtuse corners as well as T-junctions can be realized with LIWA.

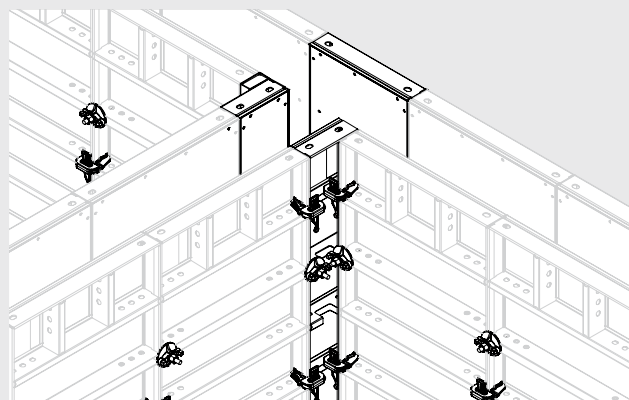




With the LIWA Articulated Corner, obtuse corners from 75° to 165° are formed; thereby compensation walers are to be mounted on the external corners.




T-junctions can also be continuously formed. For this, the corner panel is used internally and, if required, a compensation waler.



LIWA at a glance

Standard applications and execution details





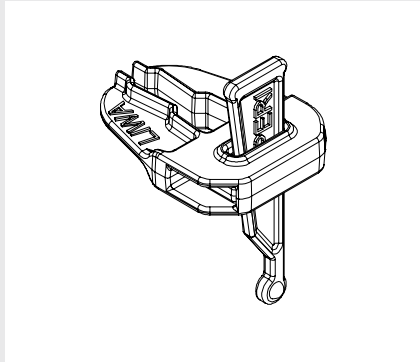
The special features of the light-weight LIWA Steel Panel Formwork are the very simple application and low weight. At the same time, the system provides solutions for all panel connections whilst requiring only a minimum of additional components, necessary geometrical adjustments as well as regarding the safety of the user. The following pages feature standard applications and execution details.

Standard applications and execution details

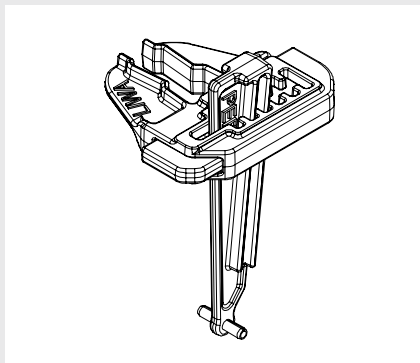
Panel connections, formwork alignment

Panel connections with LIWA couplers

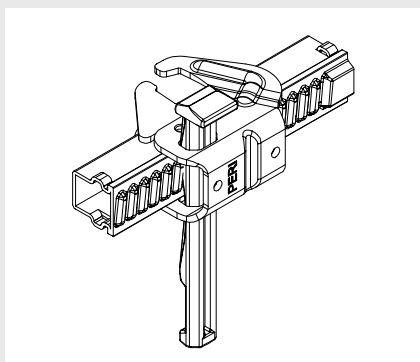
The lightweight and easy to handle LIWA Wedge Clamp is used on standard panel joints as well as for internal corners. For heights of 3.00 m, panels require only three wedge clamps whilst only 2 clamps are needed for panel heights of 2.50 m.



The Wedge Clamp Compensation LIWA is used for wall compensations up to 5 cm wide. Either timbers or the 5 cm wide Wall Thickness Compensation are used for the compensation area. In addition, the wedge clamp compensation can be used for standard panel joints.



For aligning LIWA panels, the LRS Alignment Coupler is used. It can be used for standard panel joints, extensions, and length compensations up to 5 cm. When the wedge is hammered in, the LIWA panels are flush and aligned as well as being pulled tightly together. Alternatively, the panels are perfectly aligned using the lifting pin and timbers, or with timbers and formwork girders.



Panel connections with compensation walers

For longitudinal compensations up to 25 cm as well as extensions, the Compensation Waler LWR 60 is used as a bracing, aligning and force-transmitting panel connection.

When using the articulated corner, the Compensation Waler LWR 60 takes on a bracing function on the adjoining LIWA panel.



The compensation waler for compensations up to 25 cm with timber infill and filler plate.



Extensions up to heights of 3.85 m are possible with horizontal LIWA panels. The compensation waler provides the required transfer of forces as well as bracing.

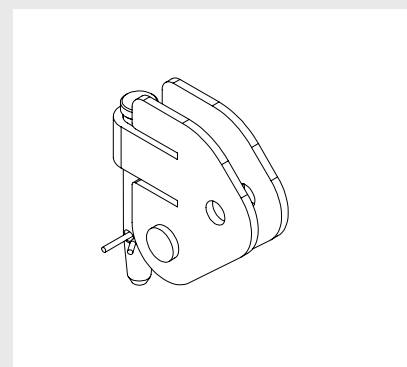
Aligning with push-pull props

In order to align the formwork and secure against wind loads, push-pull props with kickers are mounted. For fixing the push-pull props to vertical panels, a brace connector is available which is simply inserted into the anchor strut and secured with a bolts and cotter pins.

For use on horizontal panels with extensions as well as strip foundations, the Brace Connector-2 is available which can be attached to both the horizontal and vertical struts.



The simply designed LW Brace Connector for use on vertically-positioned panels can be attached to the anchor struts by means of bolts and cotter pins.



Standard applications and execution details

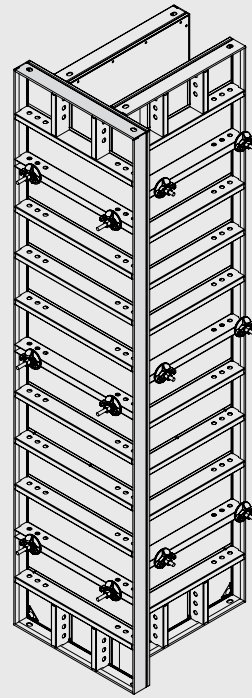
Stopend formwork, transport aids, working and concreting scaffolds

Stopend formwork

Stopend formwork can be continuously realized with timber, filler plates and the Walers LWR 80. Alternatively, the LIWA Multi Panel can be used.



The simple stopend formwork with timber and filler plates.



The LIWA Multi Panel can also be used for stopend formwork.

Transport aids

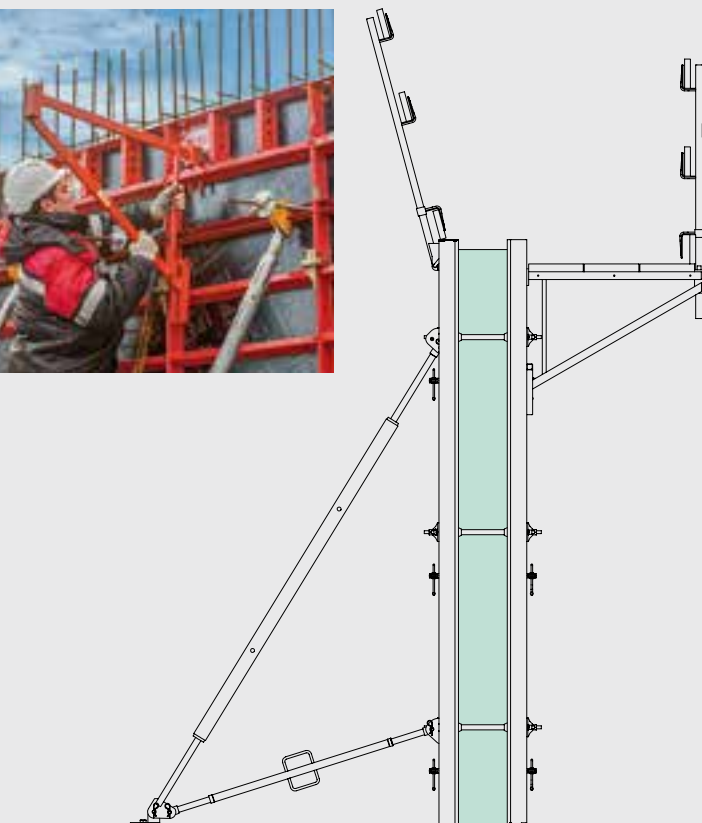
For lifting the LIWA panels without the use of a crane, an easy to use lifting pin is available. For moving the panels by crane, crane lifting gear with a load-bearing capacity of 300 kg is used.



Working and concreting scaffolds

With scaffold brackets and Guardrail Posts HSGP-2, 80 cm wide working and concreting scaffolds can be mounted to the LIWA panels. In the process, the scaffold brackets can be attached to both the horizontal and vertical struts – can therefore also be used with extended panels.

For realizing the guardrails opposite, Guardrail Posts LIWA are used. These are slid over the profile and then secured by means of bolts and cotter pins.



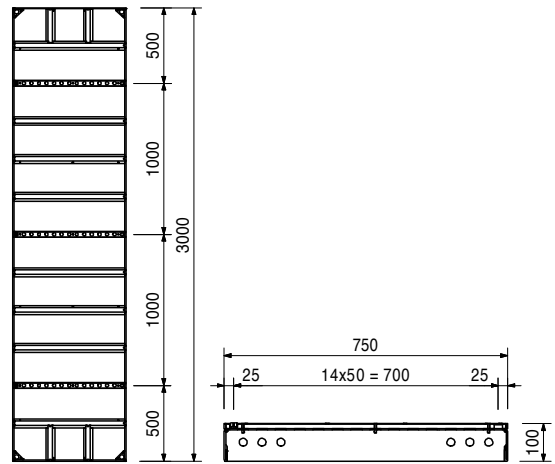
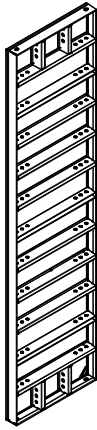
LIWA Panel Formwork

Item no. Weight kg

116878 77.900

Panel LW 300 x 75

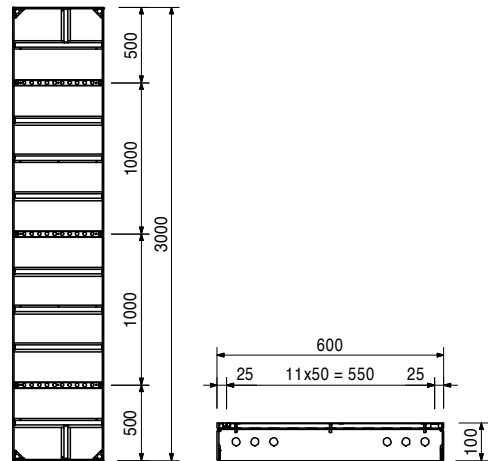
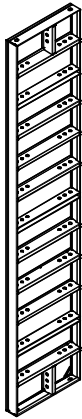
Panel with 12 mm plywood.



116906 66.400

Panel LW 300 x 60

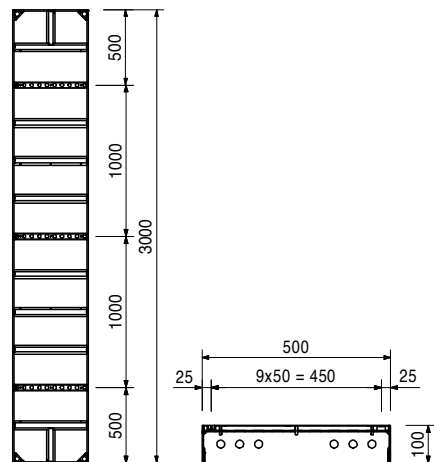
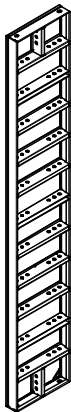
Panel with 12 mm plywood.



116916 59.400

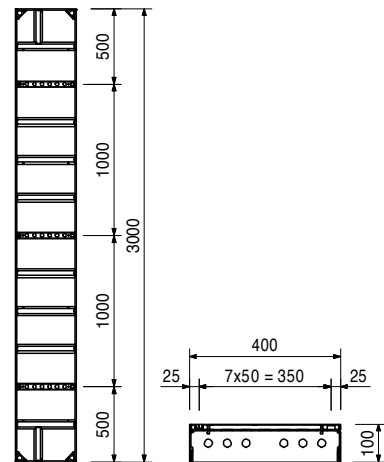
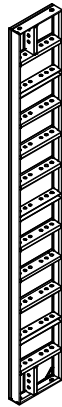
Panel LW 300 x 50

Panel with 12 mm plywood.



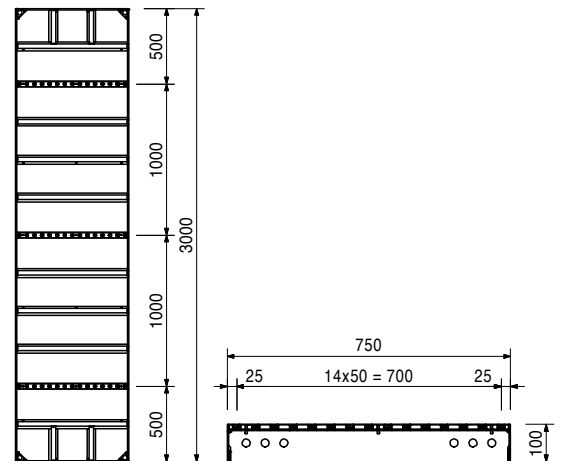
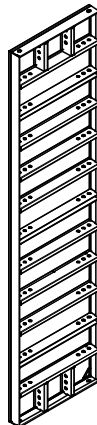
Item no.	Weight kg
116923	52.500

Panel LW 300 x 40
Panel with 12 mm plywood.



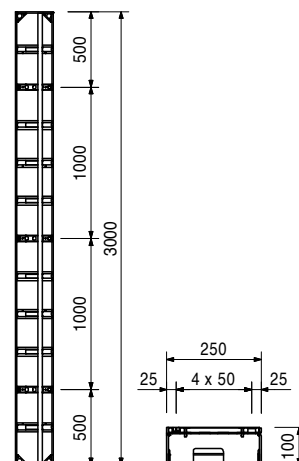
116984	77.900
--------	--------

Multi Panel LWM 300 x 75
Panel with 12 mm plywood.
For oblique angels, wall connections etc.



116930	45.200
--------	--------

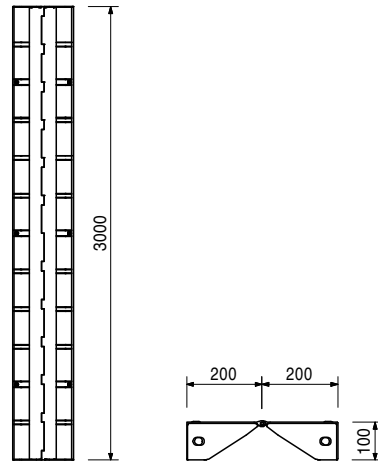
Corner Panel LW 300 x 25
For 90° internal corners.



Item no.	Weight kg
117209	34.700

Articulated Corner LIWA 300

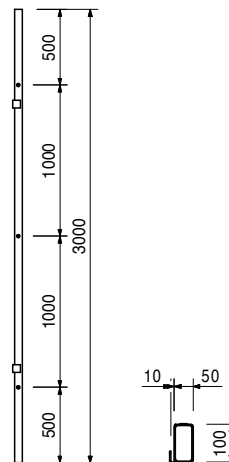
Alu panel with aluminium formlining. For oblique angles from 75°, can be used internally and externally.



117364	13.900
--------	--------

Wall Thickness Comp. LW 300 x 5

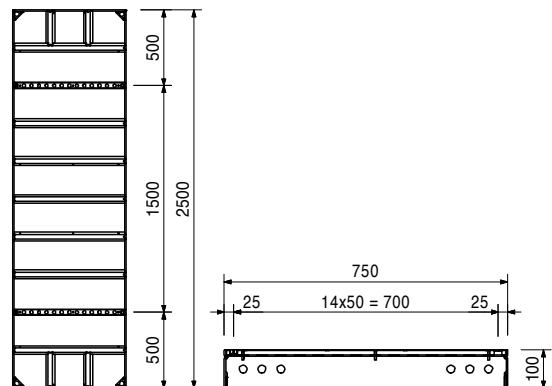
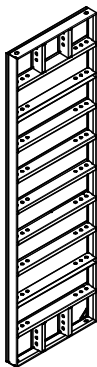
For adjusting to wall thicknesses.



117717	65.400
--------	--------

Panel LW 250 x 75

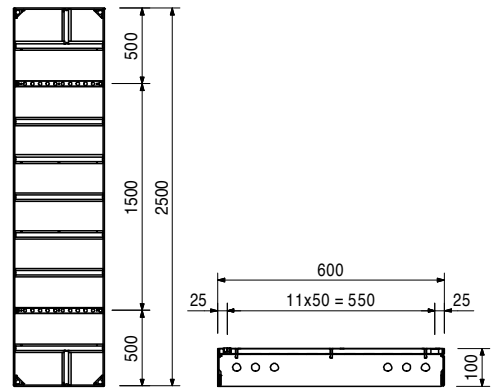
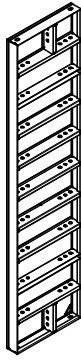
Panel with 12 mm plywood.



LIWA Panel Formwork

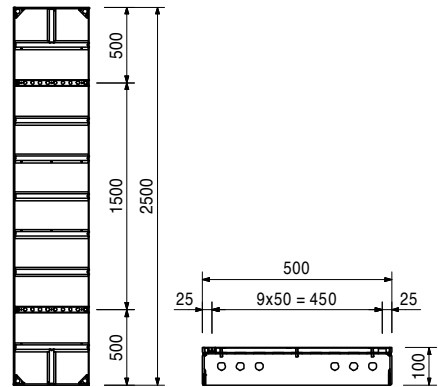
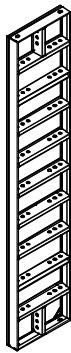
Item no.	Weight kg
117721	55.500

Panel LW 250 x 60
Panel with 12 mm plywood.



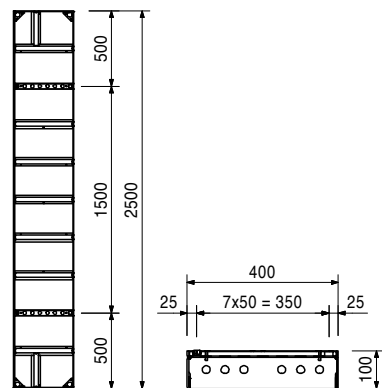
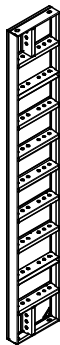
117725	49.700
--------	--------

Panel LW 250 x 50
Panel with 12 mm plywood.



117730	43.900
--------	--------

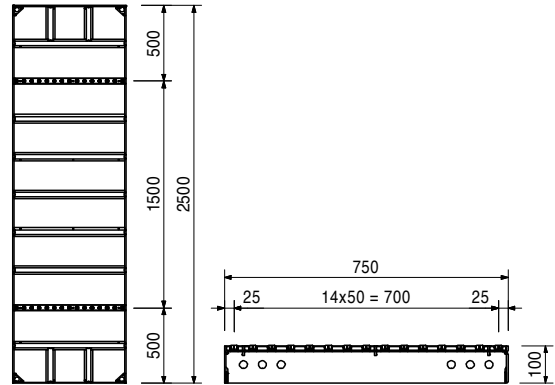
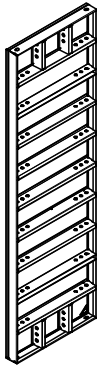
Panel LW 250 x 40
Panel with 12 mm plywood.



Item no.	Weight kg
117738	65.200

Multi Panel LWM 250 x 75

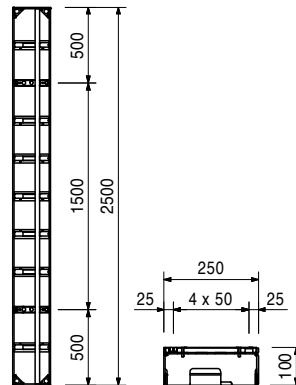
Panel with 12 mm plywood.
For oblique angles, wall connections etc.



117736	37.800
--------	--------

Corner Panel LW 250 x 25

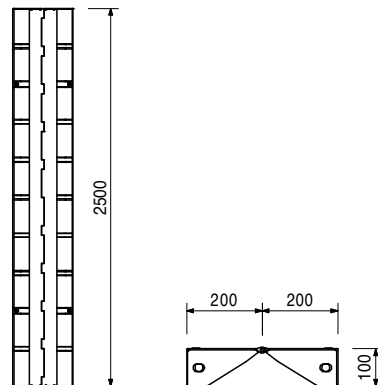
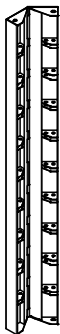
For 90° internal corners.



124006	29.100
--------	--------

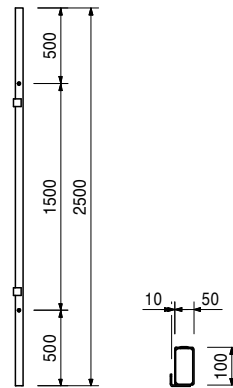
Articulated Corner LIWA 250

Alu panel with aluminium formlining. For oblique angles from 75°, can be used internally and externally.



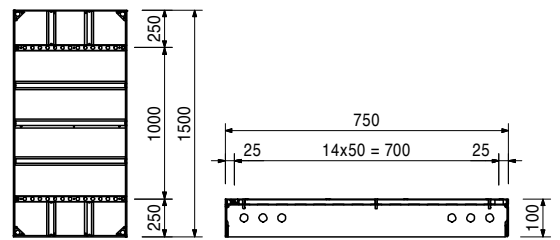
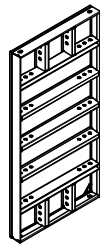
Item no.	Weight kg
117746	11.600

Wall Thickness Comp. LW 250 x 5
For adjusting to wall thicknesses.



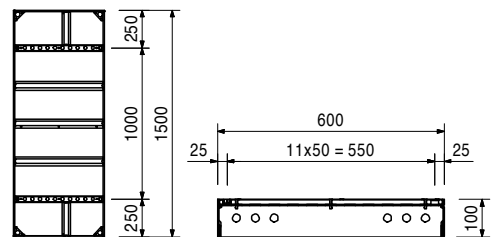
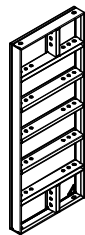
117013	42.900
--------	--------

Panel LW 150 x 75
Panel with 12 mm plywood.



117024	36.000
--------	--------

Panel LW 150 x 60
Panel with 12 mm plywood.

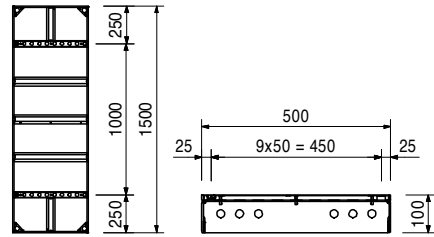
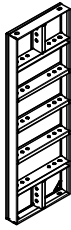


LIWA Panel Formwork



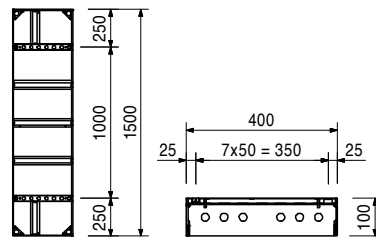
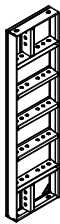
Item no.	Weight kg
117107	32.100

Panel LW 150 x 50
Panel with 12 mm plywood.



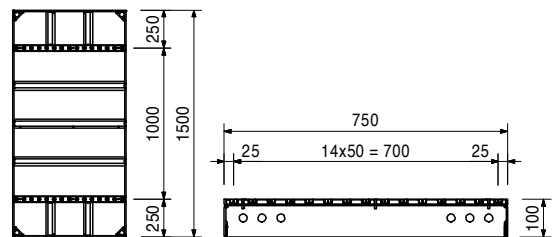
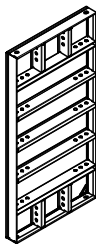
117111	28.300
--------	--------

Panel LW 150 x 40
Panel with 12 mm plywood.



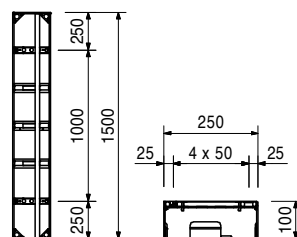
117029	42.900
--------	--------

Multi Panel LWM 150 x 75
Panel with 12 mm plywood.
For oblique angles, wall connections etc.



117510	23.600
--------	--------

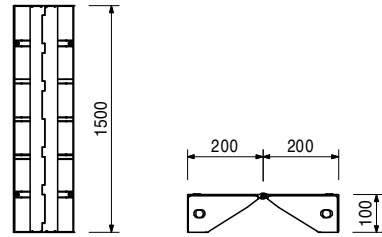
Corner Panel LW 150 x 25
For 90° internal corners.



Item no.	Weight kg
117275	17.500

Articulated Corner LIWA 150

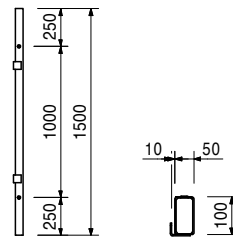
Alu panel with aluminium formlining. For oblique angles from 75°, can be used internally and externally.



117367	7.140
--------	-------

Wall Thickness Comp. LW 150 x 5

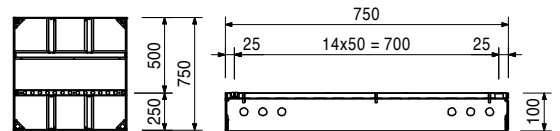
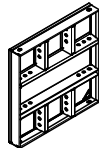
For adjusting to wall thicknesses.



117125	24.800
--------	--------

Panel LW 75 x 75

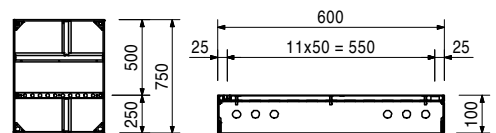
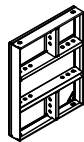
Panel with 12 mm plywood.



117136	20.300
--------	--------

Panel LW 75 x 60

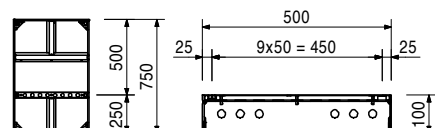
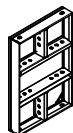
Panel with 12 mm plywood.



117140	18.100
--------	--------

Panel LW 75 x 50

Panel with 12 mm plywood.

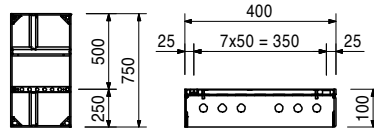
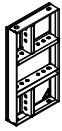


LIWA Panel Formwork



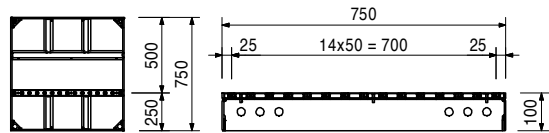
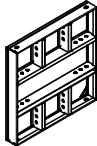
Item no.	Weight kg
117144	15.900

Panel LW 75 x 40
Panel with 12 mm plywood.



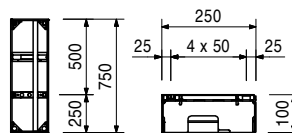
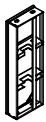
117146	24.700
--------	--------

Multi Panel LWM 75 x 75
Panel with 12 mm plywood.
For oblique angles, wall connections etc.



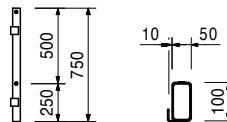
117541	12.600
--------	--------

Corner Panel LW 75 x 25
For 90° internal corners.



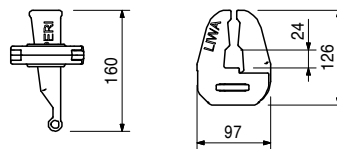
117370	3.760
--------	-------

Wall Thickness Comp. LW 75 x 5
For adjusting to wall thicknesses.



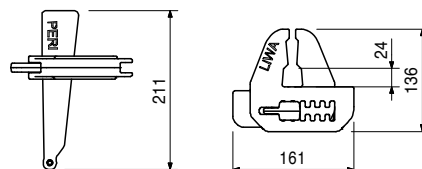
117573	1.120
--------	-------

Wedge Clamp LIWA
For standard panel connections.



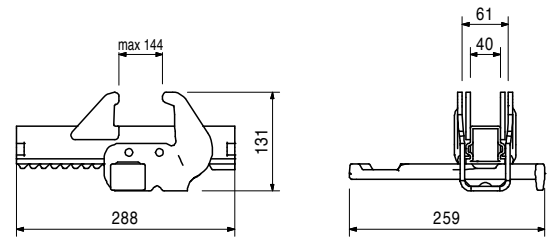
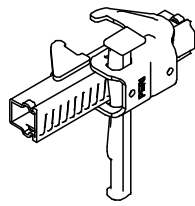
117677	2.000
--------	-------

Wedge Clamp Compensation LIWA
For compensations up to 5 cm thickness.



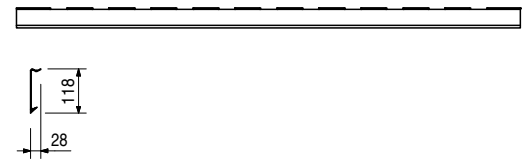
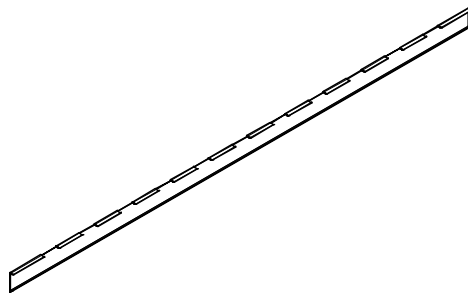
Item no.	Weight kg
127460	3.920

LIWA Alignment Coupler LRS
For compensations up to 5 cm thickness.



118612	1.160
--------	-------

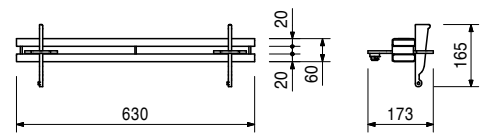
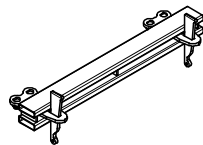
Chamfer Strip LIWA I = 3.00 m



117320	4.880
--------	-------

Compensation Waler LWR 60
For longitudinal compensation and stopends with LIWA. Maximum compensation width 25 cm.

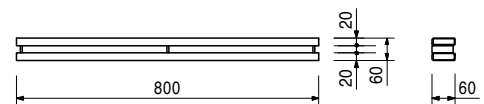
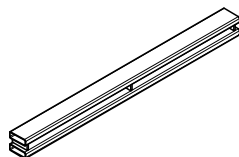
Technical Data
Permissible bending moment 1.38 kNm.



118380	3.810
--------	-------

Waler LWR 80
For stopend formwork.

Technical Data
Permissible bending moment 1.38 kNm.



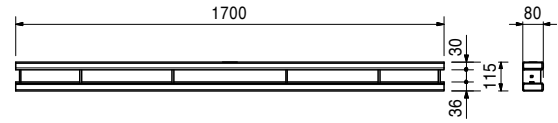
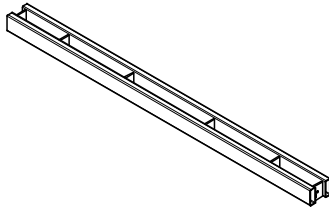
Item no.	Weight kg
125473	18.400

Waler 170

For bracing the formwork if you use the articulated corner $\leq 120^\circ$.

Technical Data

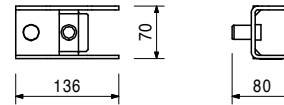
Permissible bending moment 3.9 kNm.



112080	1.130
--------	-------

Corner Connector-2, LIWA

For external corners and columns.



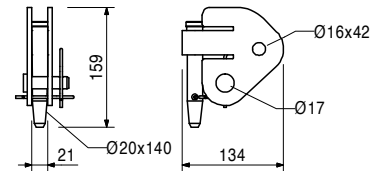
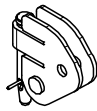
117169	1.520
--------	-------

Brace Connector LIWA

For connecting push-pull props and kicker braces to LIWA Panels.

Complete with

- 1 pc. 027170 Pin $\varnothing 16 \times 42$, galv.
- 1 pc. 105400 Pin $\varnothing 20 \times 140$, galv.
- 2 pc. 018060 Cotter Pin 4/1, galv.



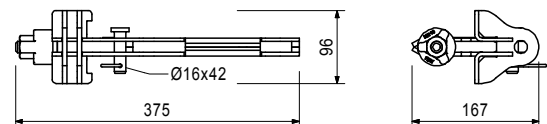
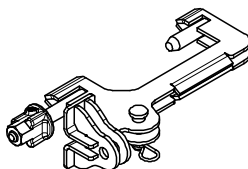
125329	3.050
--------	-------

Brace Connector-2 LIWA

For connecting push-pull props and kicker braces to LIWA Panels. Mounted on vertical and horizontal struts.

Complete with

- 1 pc. 027170 Pin $\varnothing 16 \times 42$, galv.
- 1 pc. 018060 Cotter Pin 4/1, galv.



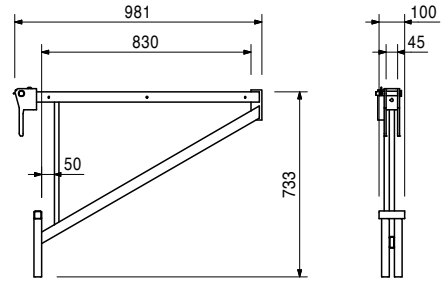
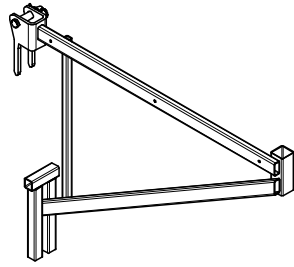
Item no.	Weight kg
117354	6.470

Scaffold Bracket LW 80

For assembly of a working and concreting scaffold with LIWA. Mounted on horizontal and vertical struts.

Technical Data

Permissible load 150 kg/m².
Maximum width of influence 1.50 m.



Accessories

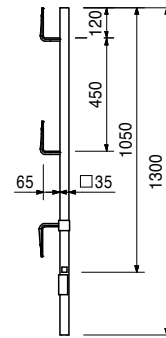
116292	4.720
--------	-------

Guardrail Post HSGP-2

116292	4.720
--------	-------

Guardrail Post HSGP-2

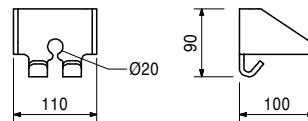
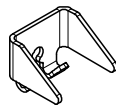
As guardrail for different systems.



125448	0.774
--------	-------

Tie Bracket LIWA

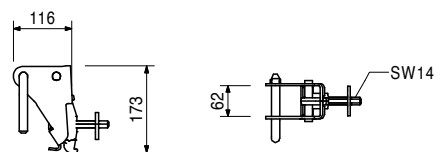
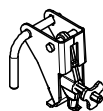
For grid-independent anchoring outside of the panel, especially for foundations.



117231	2.230
--------	-------

Foundation Tie Clamp LIWA

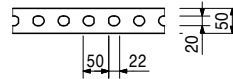

For anchoring foundation formwork in combination with the Perforated Foundation Tie.



Item no.	Weight kg
023020	0.676

Perforated Foundation Tie, 25 m
 For use with Foundation Tie Clamp TRIO, DOMINO, LIWA and HANDSET.

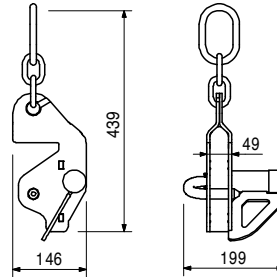
Technical Data
 Permissible tension force 12.9 kN.



117747	5.230
--------	-------

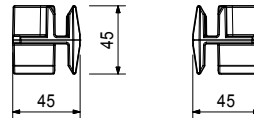
Crane Hook LIWA
 For transporting LIWA panels.

Note
 Follow Instructions for Use!
Technical Data
 Permissible load-bearing capacity 300 kg.



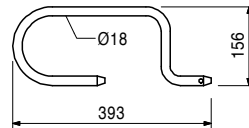
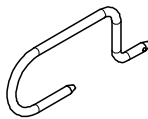
115560	0.029
--------	-------

Stacking Aid LIWA



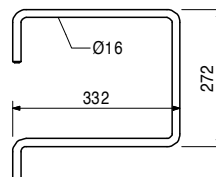
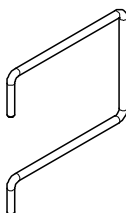
117931	1.460
--------	-------

Lifting Pin LIWA
 For vertical transportation of the elements or aligning the formwork with timbers up to 8 cm.



125229	1.630
--------	-------

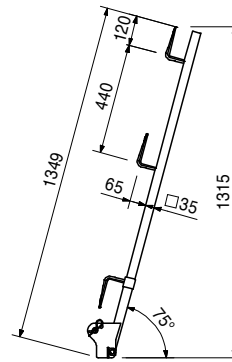
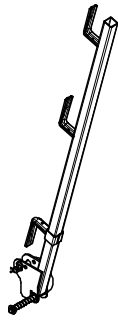
Timber Holder LIWA
 For aligning LIWA panels with timbers or girders VT 20, GT 24.



Item no.	Weight kg
125100	5.160

Guardrail Post LIWA

For assembling a guardrail on LIWA panels.

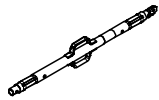


117466	10.600
--------	--------

Push-Pull Prop RS 210, galv.

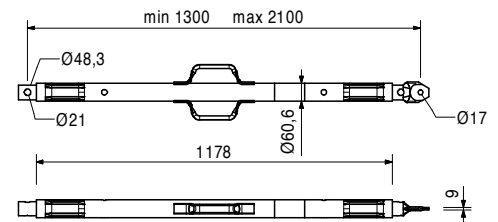
Extension length $l = 1.30 - 2.10$ m.

For aligning PERI formwork systems and precast concrete elements.



Note

Permissible load see PERI Design Tables.

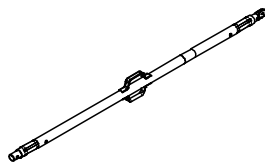


118238	12.100
--------	--------

Push-Pull Prop RS 260, galv.

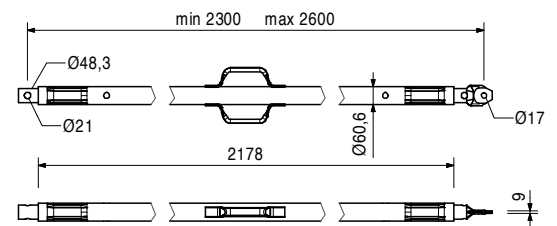
Extension length $l = 2.30 - 2.60$ m.

For aligning PERI formwork systems and precast concrete elements.



Note

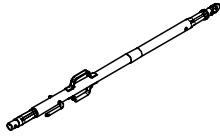
Permissible load see PERI Design Tables.



Item no.	Weight kg
117467	15.500

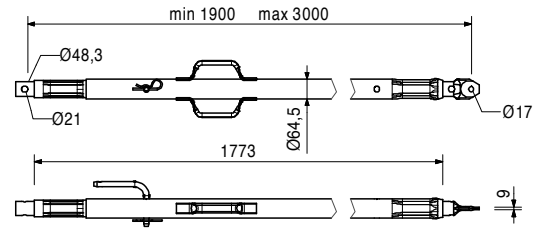
Push-Pull Prop RS 300, galv.

Extension length $l = 1.90 - 3.00$ m.
For aligning PERI formwork systems and precast concrete elements.



Note

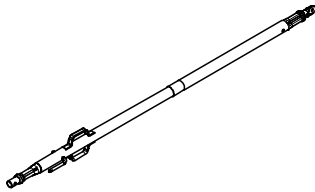
Permissible load see PERI Design Tables.



117468	23.000
--------	--------

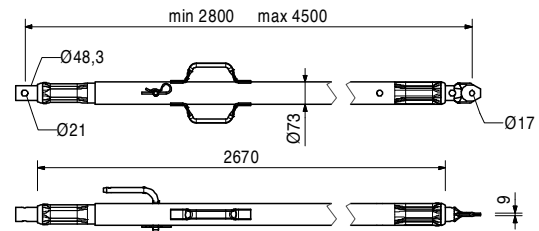
Push-Pull Prop RS 450, galv.

Extension length $l = 2.80 - 4.50$ m.
For aligning PERI formwork systems and precast concrete elements.



Note

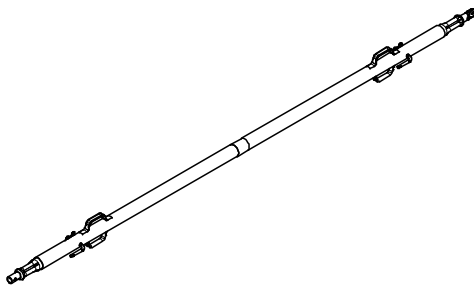
Permissible load see PERI Design Tables.



117469	39.900
--------	--------

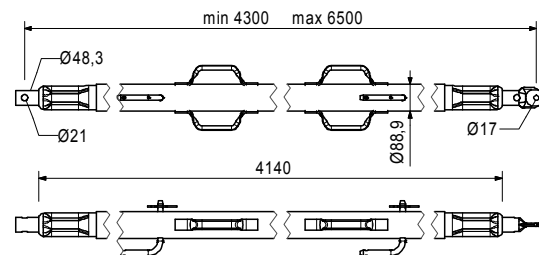
Push-Pull Prop RS 650, galv.

Extension length $l = 4.30 - 6.50$ m.
For aligning PERI formwork systems and precast concrete elements.



Note

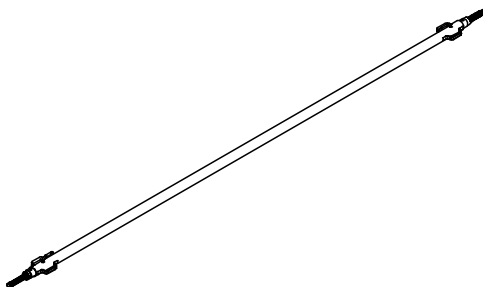
Permissible load see PERI Design Tables.



028990	115.000
--------	---------

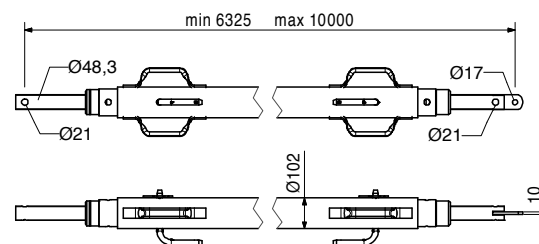
Push-Pull Prop RS 1000, galv.

Extension length $l = 6.40 - 10.00$ m.
For aligning PERI formwork systems.



Note

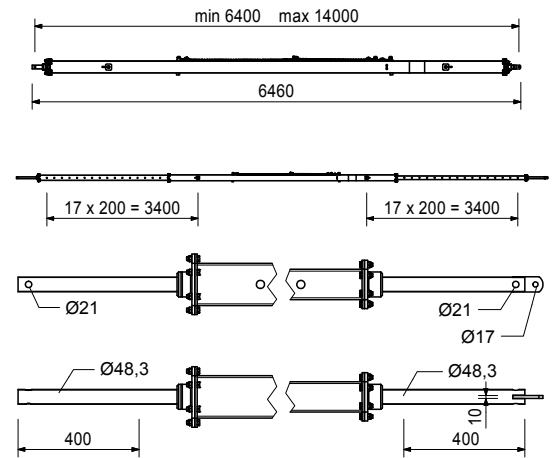
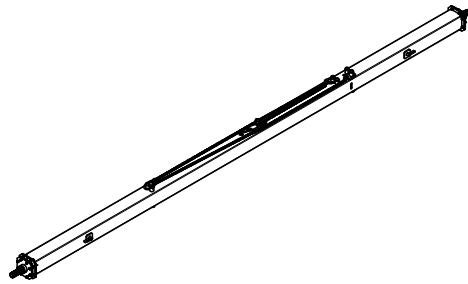
Permissible load see PERI Design Tables.



Item no.	Weight kg
103800	271.000

Push-Pull Prop RS 1400, galv.
 Extension length l = 6.40 – 14.00 m.
 For aligning PERI formwork systems.

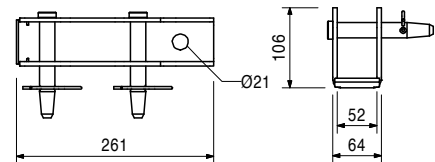
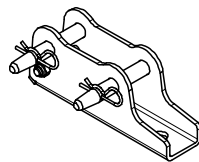
Note
 Permissible load see PERI Design Tables.
 Chain can be operated from bottom.



117343	3.250
--------	-------

Base Plate-2 for RS 210 – 1400, galv.
 For assembly of Push-Pull Props RS 210, 260, 300, 450, 650, 1000 and 1400.

Complete with
 2 pc. 105400 Pin Ø 20 x 140, galv.
 2 pc. 018060 Cotter Pin 4/1, galv.



Accessories

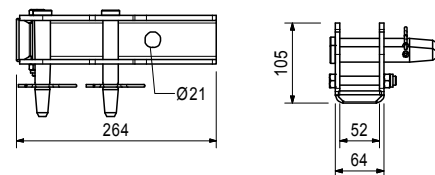
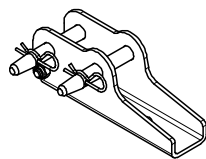
124777	0.210
--------	-------

Anchor Bolt PERI 14/20 x 130

126666	3.070
--------	-------

Base Plate-3 for RS 210 - 1400
 For assembly of Push-Pull Props RS 210, 260, 300, 450, 650, 1000 and 1400.

Complete with
 2 pc. 105400 Pin Ø 20 x 140, galv.
 2 pc. 018060 Cotter Pin 4/1, galv.
 1 pc. 113063 Bolt ISO 4014 M12 x 80-8.8, galv.
 1 pc. 113064 Hex Nut ISO7042-M12-8-G, galv.



Accessories

124777	0.210
--------	-------

Anchor Bolt PERI 14/20 x 130

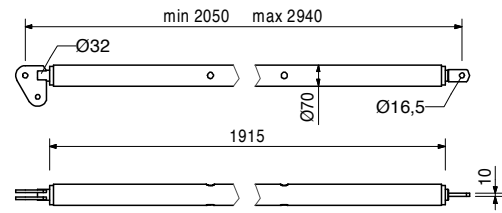
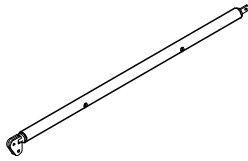
Item no.	Weight kg
028010	17.900

Push-Pull Prop RSS I

Extension length $l = 2.05 - 2.94$ m.
For aligning PERI formwork systems.

Note

Permissible load see PERI Design Tables.



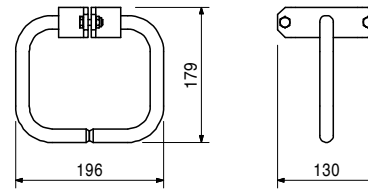
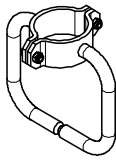
113397	1.600
--------	-------

Spindle Handle RSS / AV

Spindle handle for screwing on Push-Pull-Props RSS I, RSS II and Kickers AV 210 and AV RSS III.

Complete with

2 pc. 722342 Screw ISO 4017 M8 x 25-8.8, galv.
2 pc. 711071 Nut ISO 7042 M8-8, galv.



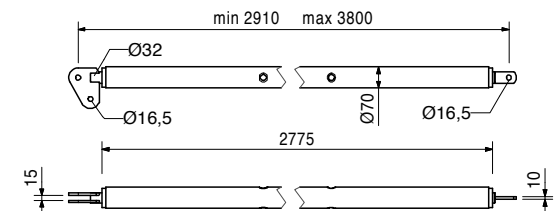
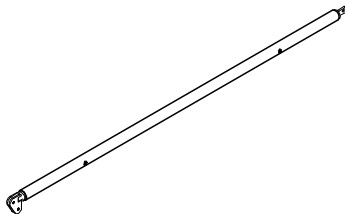
028020	22.000
--------	--------

Push-Pull Prop RSS II

Extension length $l = 2.91 - 3.80$ m.
For aligning PERI formwork systems.

Note

Permissible load see PERI Design Tables.



Accessories

113397	1.600
--------	-------

Spindle Handle RSS / AV

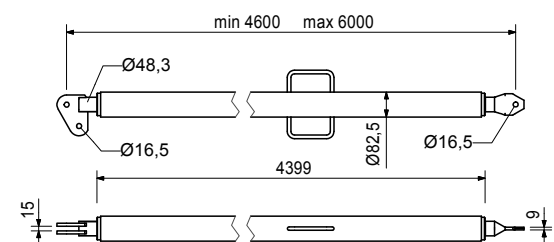
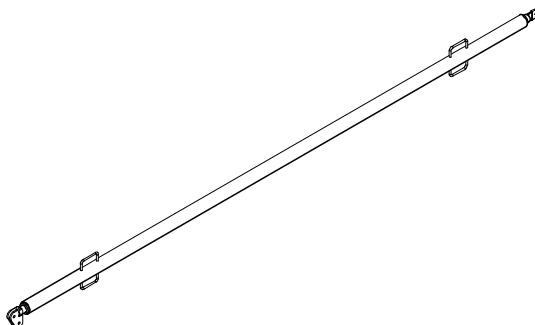
028030	38.400
--------	--------

Push-Pull Prop RSS III

Extension length $l = 4.60 - 6.00$ m.
For aligning PERI formwork systems.

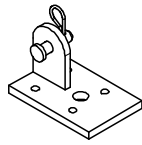
Note

Permissible load see PERI Design Tables.

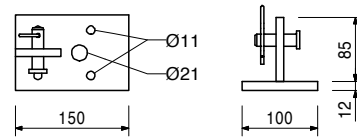


Item no.	Weight kg
106000	1.820

Base Plate-2 for RSS, galv.
For assembly of Push-Pull Props RSS.



Complete with
1 pc. 027170 Pin Ø 16 x 42, galv.
1 pc. 018060 Cotter Pin 4/1, galv.



Accessories
Anchor Bolt PERI 14/20 x 130

124777	0.210
--------	-------

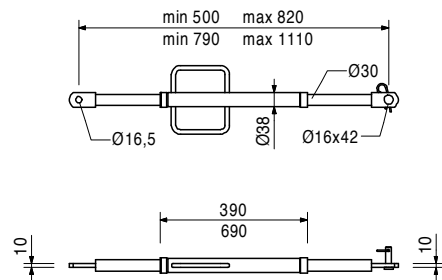
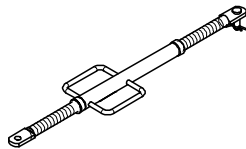
		Kickers AV
057087	3.720	Kicker AV 82
057088	4.410	Kicker AV 111

For aligning PERI formwork systems.

min. L	max. L
500	820
790	1110

Complete with
1 pc. 027170 Pin Ø 16 x 42, galv.
1 pc. 018060 Cotter Pin 4/1, galv.

Note
Permissible load see PERI Design Tables.

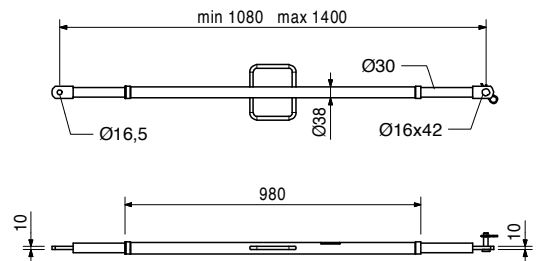
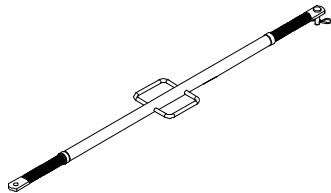


028110	5.180
--------	-------

Kicker AV 140
Extension length l = 1.08 – 1.40 m.
For aligning PERI formwork systems.

Complete with
1 pc. 027170 Pin Ø 16 x 42, galv.
1 pc. 018060 Cotter Pin 4/1, galv.

Note
Permissible load see PERI Design Tables.

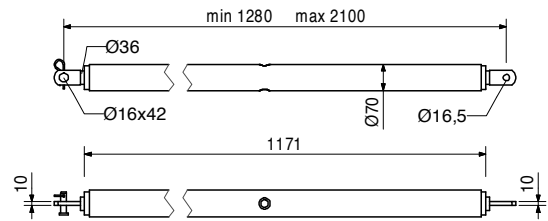
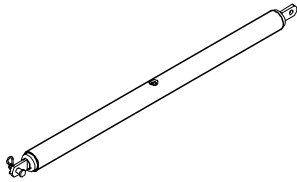


Item no.	Weight kg
108135	12.900

Kicker AV 210
 Extension length $l = 1.28 - 2.10$ m.
 For aligning PERI formwork systems.

Complete with
 1 pc. 027170 Pin $\varnothing 16 \times 42$, galv.
 1 pc. 018060 Cotter Pin 4/1, galv.

Note
 Permissible load see PERI Design Tables.



Item no.	Weight kg
113397	1.600

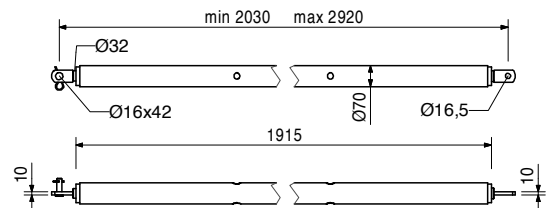
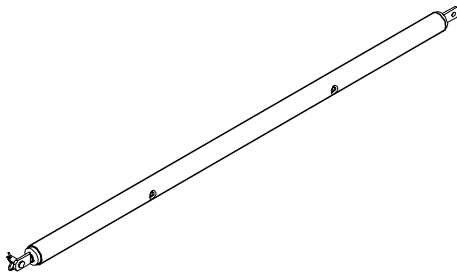
Accessories
Spindle Handle RSS / AV

028120	17.000
--------	--------

Kicker AV RSS III
 Extension length $l = 2.03 - 2.92$ m.
 For aligning PERI formwork systems.

Complete with
 1 pc. 027170 Pin $\varnothing 16 \times 42$, galv.
 1 pc. 018060 Cotter Pin 4/1, galv.

Note
 Permissible load see PERI Design Tables.



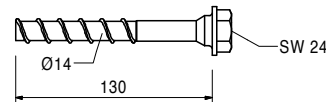
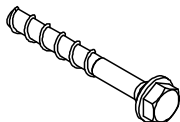
Item no.	Weight kg
113397	1.600

Accessories
Spindle Handle RSS / AV

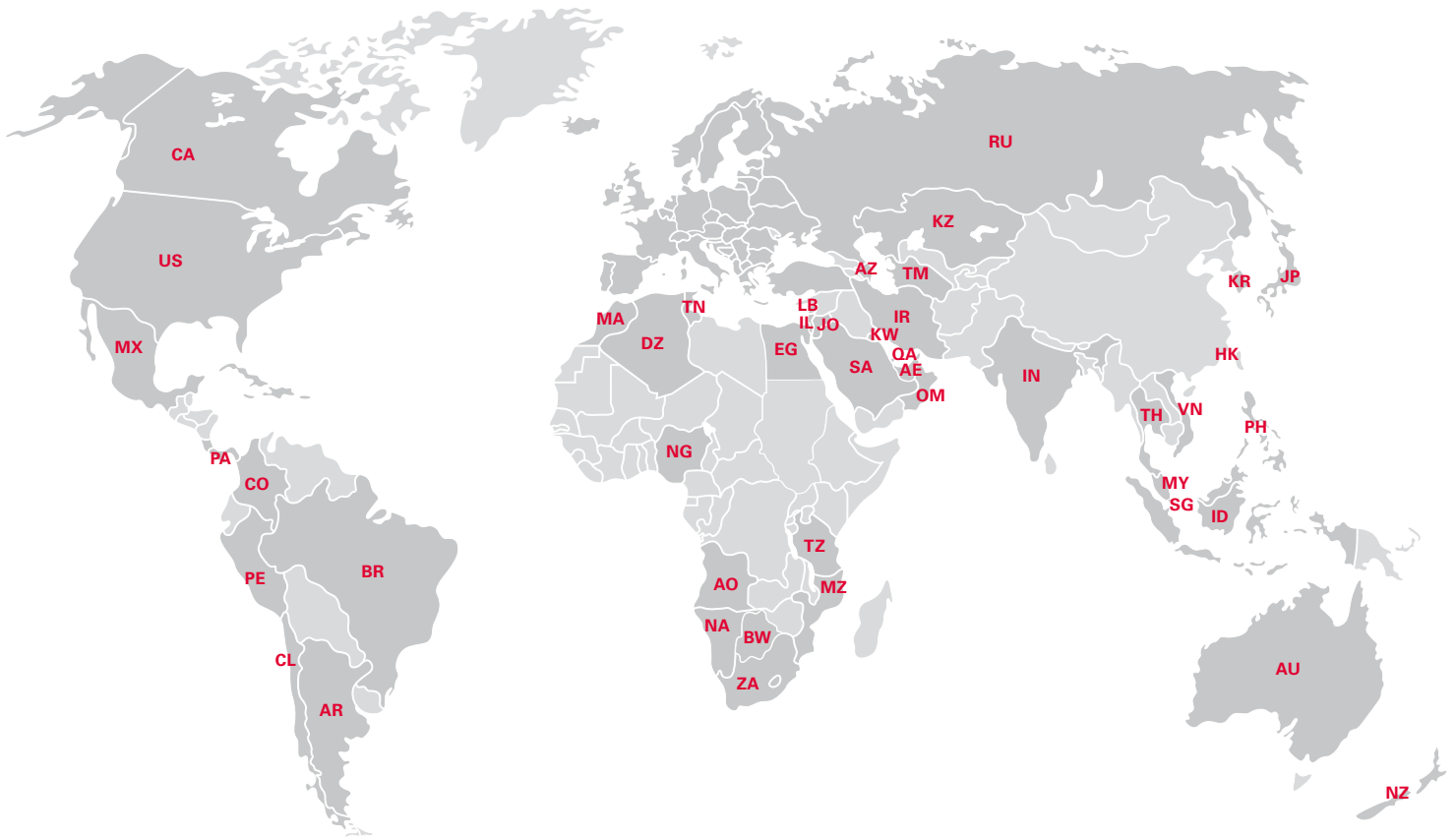
124777	0.210
--------	-------

Anchor Bolt PERI 14/20 x 130
 For temporary fixation to reinforced concrete structures.

Note
 See PERI data sheet!
 Drilling $\varnothing 14$ mm.



PERI International



North America

- CA** Canada
PERI Formwork Systems, Inc.
www.peri.ca
- MX** Mexico
PERI Cimbras y Andamios, S.A. de C.V.
www.peri.com.mx
- PA** Panama
PERI Panama Inc.
www.peri.com.pa
- US** USA
PERI Formwork Systems, Inc.
www.peri-usa.com

South America

- AR** Argentina
PERI S.A.
www.peri.com.ar
- BR** Brazil
PERI Formas e Escoramentos Ltda.
www.peribrasil.com.br
- CL** Chile
PERI Chile Ltda.
www.peri.cl
- CO** Colombia
PERI S.A.S.
www.peri.com.co
- PE** Peru
PERI Peruana S.A.C.
www.peri.com.pe

Africa

- AO** Angola
Pericofragens, Lda.
www.peri.pt
- DZ** Algeria
S.A.R.L. PERI
www.peri.dz
- BW** Botswana
PERI (Proprietary) Limited
www.peri.co.bw
- EG** Egypt
Egypt Branch Office
www.peri.com.eg
- MA** Morocco
PERI S.A.
www.peri.ma
- MZ** Mozambique
PERI (Pty.) Ltd.
www.peri.co.mz
- NA** Namibia
PERI (Pty.) Ltd.
www.peri.na
- NG** Nigeria
PERI Nigeria Ltd.
www.peri.ng
- TN** Tunisia
PERI S.A.U.
www.peri.es
- TZ** Tanzania
PERI Formwork and Scaffolding Ltd
www.peritanzania.com
- ZA** South Africa
PERI Formwork Scaffolding (Pty) Ltd
www.peri.co.za

Asia

- AE** United Arab Emirates
PERI (L.L.C.)
www.perime.com
- AZ** Azerbaijan
PERI Representative Office
www.peri.com.tr
- HK** Hong Kong
PERI (Hong Kong) Limited
www.perihk.com
- ID** Indonesia
PT Beton Perkasa Wijaksana
www.betonperkasa.com
- IL** Israel
PERI F.E. Ltd.
www.peri.co.il
- IN** India
PERI (India) Pvt Ltd
www.peri.in
- IR** Iran
PERI Pars. Ltd.
www.peri.ir
- JO** Jordan
PERI GmbH – Jordan
www.peri.com
- JP** Japan
PERI Japan K.K.
www.perijapan.jp
- KR** Korea
PERI (Korea) Ltd.
www.perikorea.com
- KW** Kuwait
PERI Kuwait W.L.L.
www.peri.com.kw
- KZ** Kazakhstan
TOO PERI Kazakhstan
www.peri.kz
- LB** Lebanon
PERI Lebanon Sarl
lebanon@peri.de
- MY** Malaysia
PERI Formwork Malaysia Sdn. Bhd.
www.perimalaysia.com
- OM** Oman
PERI (L.L.C.)
www.perime.com
- PH** Philippines
PERI-Asia Philippines, INC.
www.peri.com.ph
- QA** Qatar
PERI Qatar LLC
www.peri.qa
- SA** Saudi Arabia
PERI Saudi Arabia Ltd.
www.peri.com.sa
- SG** Singapore
PERI Asia Pte Ltd
www.periasia.com
- TM** Turkmenistan
PERI Kalıp ve İşkeleleri
www.peri.com.tr
- TH** Thailand
Peri (Thailand) Co., Ltd.
www.peri.co.th
- VN** Vietnam
PERI ASIA PTE LTD
www.peri.com.vn

PERI

PERI GmbH
Formwork Scaffolding Engineering
 Rudolf-Diesel-Strasse 19
 89264 Weissenhorn
 Germany
 Tel. +49 (0)7309.950-0
 Fax +49 (0)7309.951-0
 info@peri.com
 www.peri.com



Oceania

AU Australia
 PERI Australia Pty. Ltd.
 www.periaus.com.au

NZ New Zealand
 PERI Australia Pty. Limited
 www.peri.co.nz

Europe

AL Albania
 PERI Kalıp ve İskeleleri
 www.peri.com.tr

AT Austria
 PERI Ges.mbH
 www.peri.at

BA Bosnia and Herzegovina
 PERI oplate i skele d.o.o
 www.peri.com.hr

BE Belgium
 N.V. PERI S.A.
 www.peri.be

BG Bulgaria
 PERI Bulgaria EOOD
 www.peri.bg

BY Belorussia
 IOOO PERI
 www.peri.by

CH Switzerland
 PERI AG
 www.peri.ch

CZ Czech Republic
 PERI spol. s r.o.
 www.peri.cz

DE Germany
 PERI GmbH
 www.peri.de

DK Denmark
 PERI Danmark A/S
 www.peri.dk

EE Estonia
 PERI AS
 www.peri.ee

ES Spain
 PERI S.A.U.
 www.peri.es

FI Finland
 PERI Suomi Ltd. Oy
 www.perisuomi.fi

FR France
 PERI S.A.S.
 www.peri.fr

GB United Kingdom
 PERI Ltd.
 www.peri.ltd.uk

GR Greece
 PERI Hellas Ltd.
 www.perihellas.gr

HR Croatia
 PERI oplate i skele d.o.o.
 www.peri.com.hr

HU Hungary
 PERI Kft.
 www.peri.hu

IR Ireland
 Siteserv Access & Formwork
 www.siteservaccess.ie

IS Iceland
 Armar ehf.
 www.armor.is

IT Italy
 PERI S.r.l.
 www.peri.it

LT Lithuania
 PERI UAB
 www.peri.lt

LU Luxembourg
 N.V. PERI S.A.
 www.peri.lu

LV Latvia
 PERI SIA
 www.peri-latvija.lv

NL Netherlands
 PERI B.V.
 www.peri.nl

NO Norway
 PERI Norge AS
 www.peri.no

PL Poland
 PERI Polska Sp. z o.o.
 www.peri.com.pl

PT Portugal
 Pericofragens Lda.
 www.peri.pt

RO Romania
 PERI România SRL
 www.peri.ro

RS Serbia
 PERI oplate d.o.o.
 www.peri.rs

RU Russia
 OOO PERI
 www.peri.ru

SE Sweden
 PERI Sverige AB
 www.peri.se

SI Slovenia
 PERI oplate i skele d.o.o
 www.peri.com.hr

SK Slovakia
 PERI spol. s. r.o.
 www.peri.sk

TR Turkey
 PERI Kalıp ve İskeleleri
 www.peri.com.tr

UA Ukraine
 TOW PERI
 www.peri.ua

**The optimal System
for every Project and
every Requirement**



Wall Formwork



Column Formwork



Slab Formwork



Climbing Systems



Bridge Formwork



Tunnel Formwork



Shoring Systems



Construction Scaffold



Facade Scaffold



Industrial Scaffold



Access



Protection Scaffold



Safety Systems



System-Independent Accessories



Services



PERI GmbH
Formwork Scaffolding Engineering
 Rudolf-Diesel-Strasse 19
 89264 Weissenhorn
 Germany
 Tel. +49 (0)7309.950-0
 Fax +49 (0)7309.951-0
 info@peri.com
 www.peri.com